


Meet new friends and reconnect with old ones on the taskbar. Let's start with the left side.

Start button

On the far left, right where you expect it. It's how to get to all your apps, settings, and frequently used files.

Search for everything

Find anything on your PC, in the cloud, or on the web by entering your search here.



Expand your desktop real estate

Create virtual desktops to group apps and quickly switch between them. Keep your work and personal stuff separate.

Flatten the learning curve

The Start button

In the lower-left corner, it puts what you need at your fingertips.

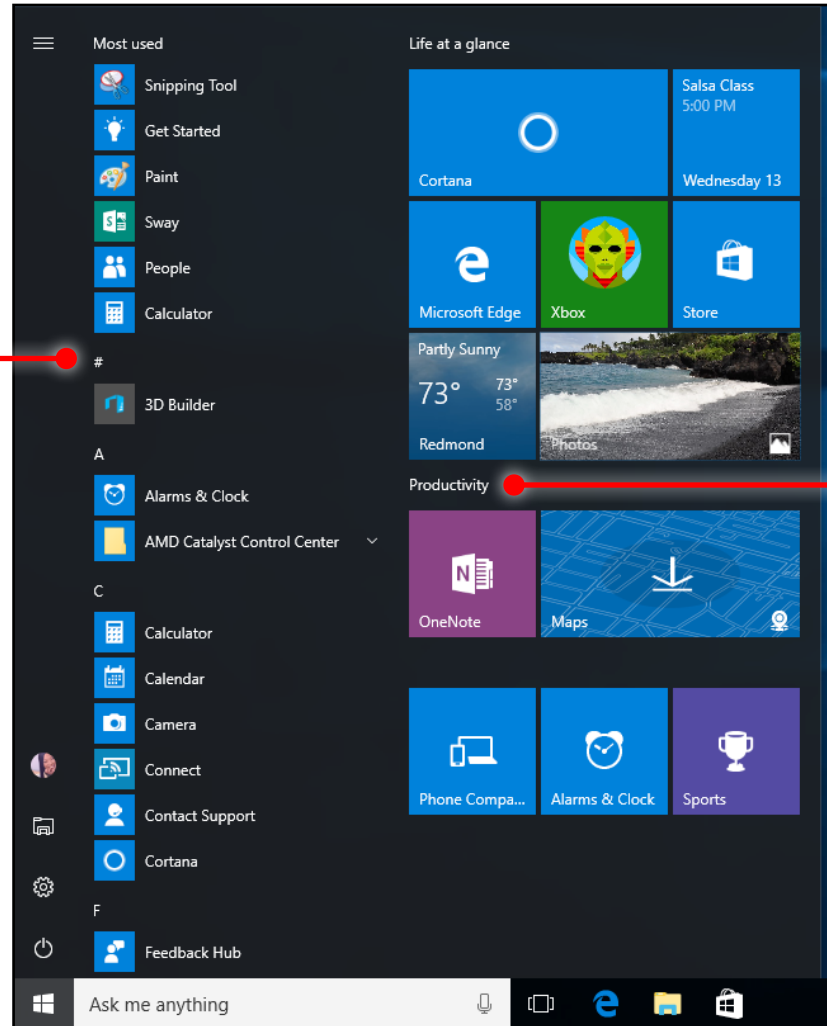
Browse every app

Find files

Personalize settings

Make the defaults even better. Monitors, networks, printers, and more.

Turn the PC off



Use an app all the time? Pin it

Press and hold (or right-click) an app, then select **Pin to Start**.

Group apps

Drag apps into groups, press and hold (or right-click) to resize, and select the title space to give the group a new or better name.

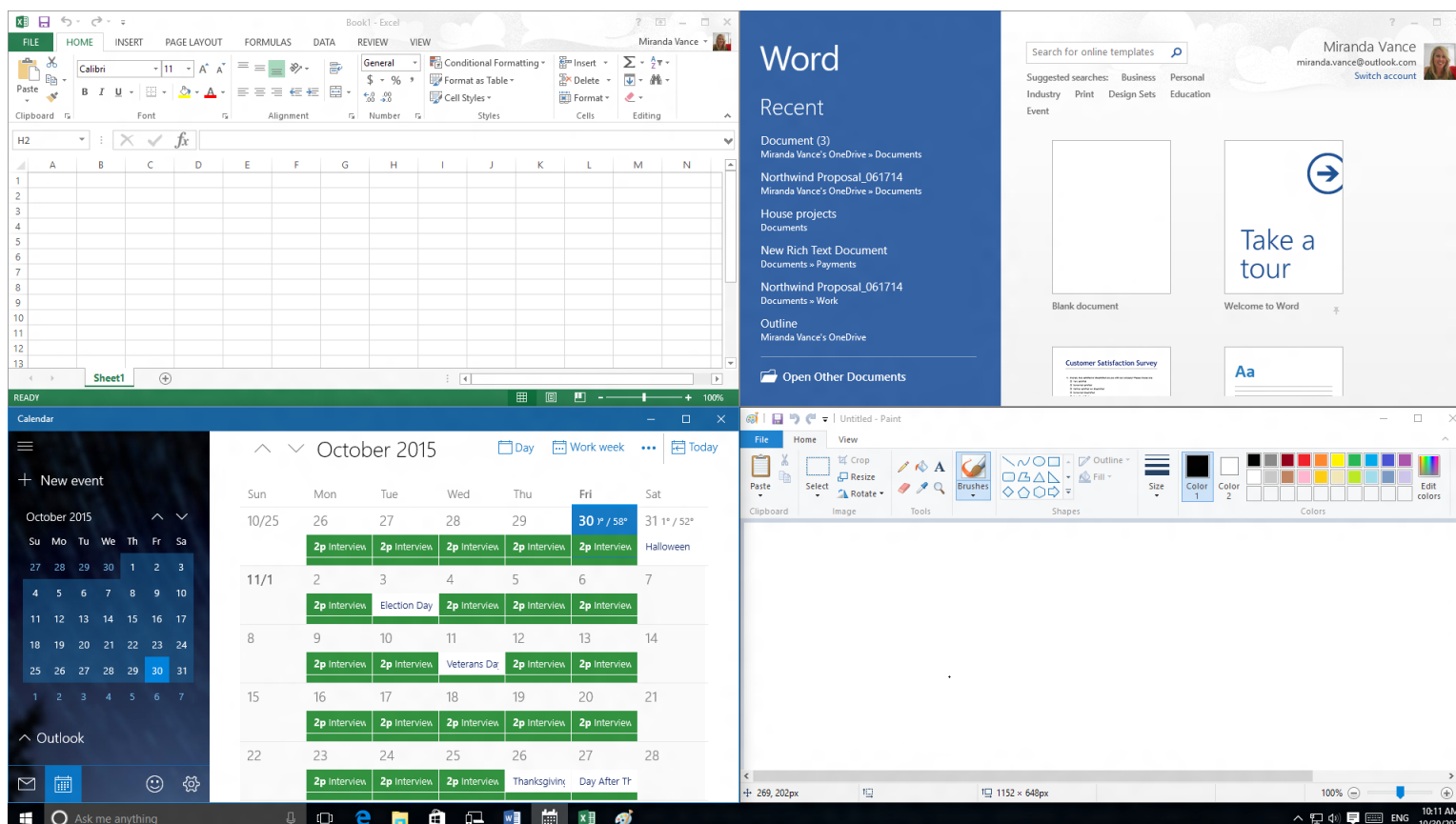
Quick Start: Desktop at work



See more of your work at once

Grab the top of a window and drag to a corner or side

Do it again with another app. Snap as many as four at one time.



Tap or click Task view  button to switch apps