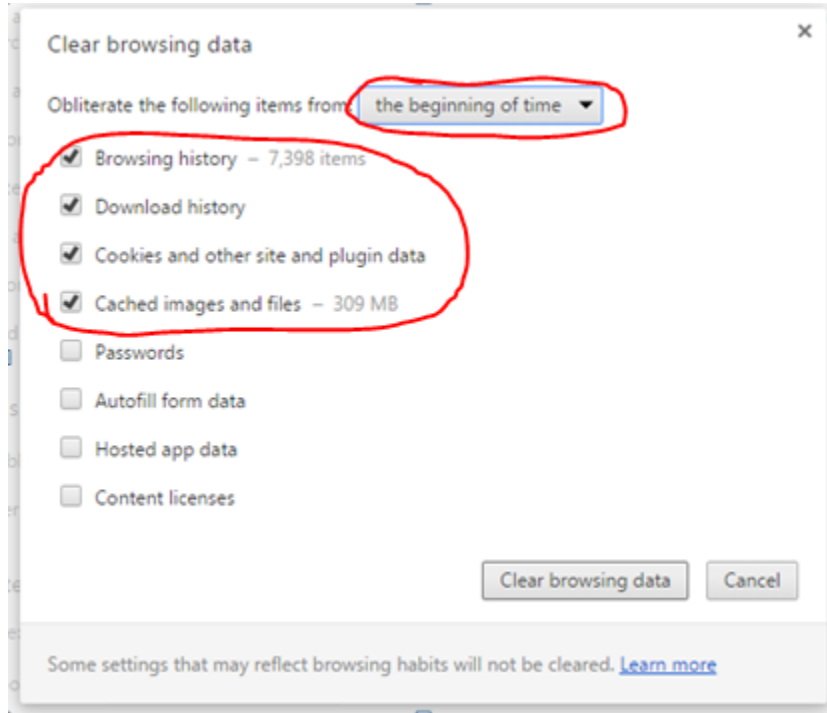



## BIG IDEAS CHEAT SHEET! STUDENT ACCESS

LOGIN on your computer AND OPEN CHROME (BI will not work in edge or explorer!)

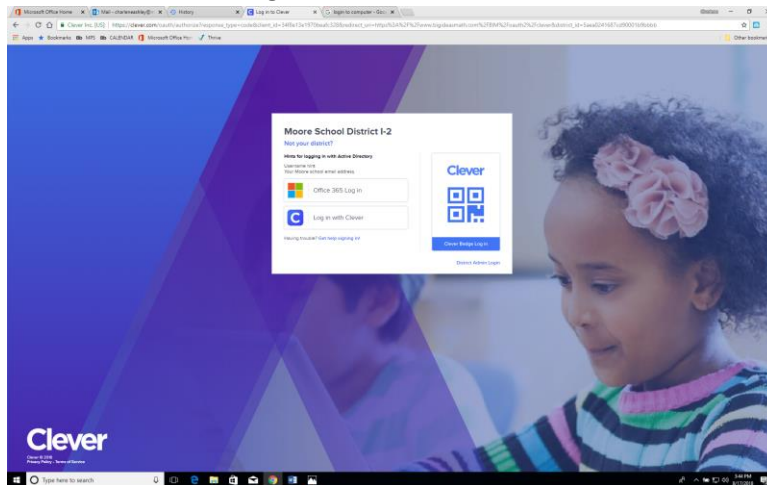
1. CLICK ON 3 DOTS IN UPPER RIGHT CORNER- CLICK ON HISTORY- CLICK ON “CLEAR BROWSING DATA” (LEFT SIDE)- TAB TO ALL TIME-CLEAR BROWSING DATA



2. Go to school webpage and click on “STUDENT DASHBOARD” then select “CLEVER”



3. Click on “office 365 login”



4. Login to main page (federated) if you are not already signed in.
5. You should see all the applications you have access to. Choose BIG IDEAS, this should take you to your account.

CHANGE THE LANGUAGE TO SPANISH:

1. Go to the down arrow next to your name, select settings (if you click on the hamburger (three lines) in upper right hand corner you will be able to see your book and resources.
2. Under settings you will see only 1 item, a place to change language. Use the drop down menu to change the language to Spanish.

