

If you are a parent/guardian of students enrolled in Moore Public Schools, you will need to create an Infinite Campus Parent Portal account. A Parent Portal account allows parents/guardians to view their student's attendance, grades, schedule, and more.

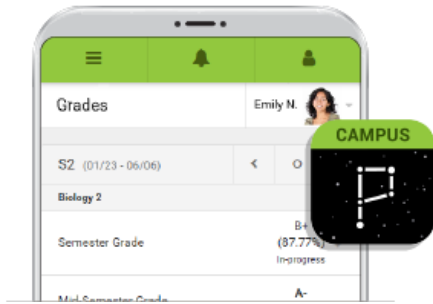
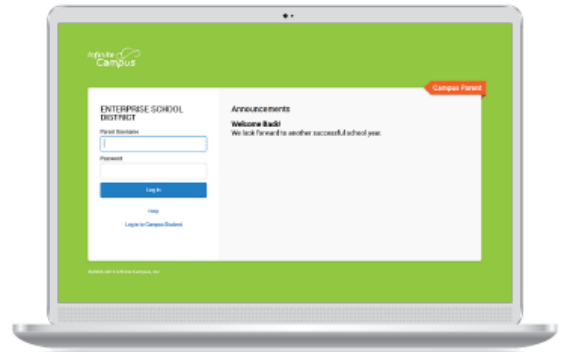


A PARENT PORTAL ACCOUNT IS REQUIRED TO PARTICIPATE IN THE ANNUAL REVIEW and ONLINE REGISTRATION of the ENROLLMENT PROCESS.

You will need an Activation Code to create your Parent Portal account!

- If you have a student in elementary, you will need to contact your school secretary and present your driver's license or military photo ID to obtain your activation code.
- If you have a student in junior high or high school, you can email the counsellors or secretaries with a copy of your photo ID. The email you use must be the email address on file with your school. If you no longer have access to that email account, you will need to contact your school secretary and present your photo ID in person to receive your activation code.
- If you are a parent who has elementary and secondary students, you must either email your valid ID to portal@mooreschools.com OR bring your valid ID to your child's elementary school. You only need to do one of these things – either email or visit the elementary school.
 - If the school site is closed for the summer, you may email a copy of your photo ID to portal@mooreschools.com

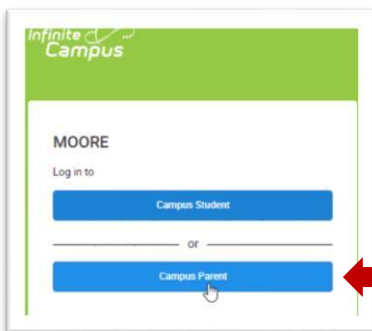
Once you have your Activation Code, you will need to create your account using a desktop or laptop computer.



After your account is fully created, you can download the Campus Parent app on your mobile device, login with your account information, and access your student's grades and attendance on the go.

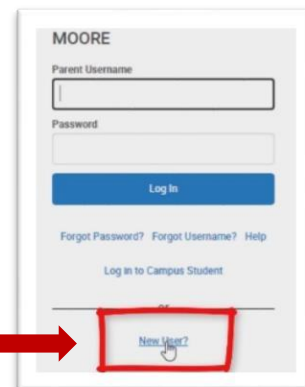
LET'S GET STARTED!

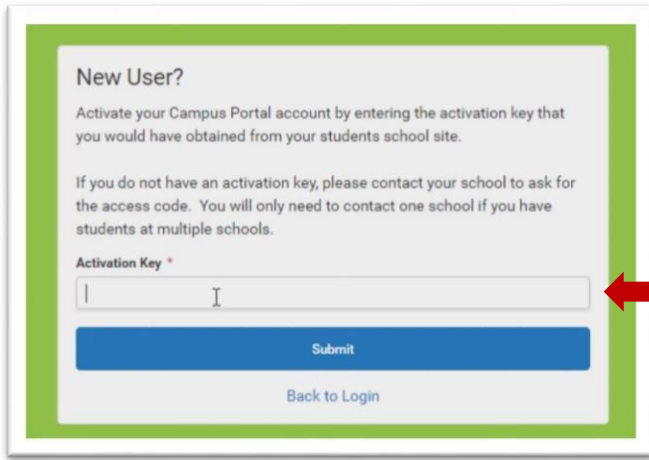
1. To create your account, go to www.mooreschools.com.
2. Scroll down to the Moore Resources section and look under the "For Our Parents" column to find the "Parent Portal" link.



3. Select the "Campus Parent" button.

4. Choose the "New User?" link.





New User?

Activate your Campus Portal account by entering the activation key that you would have obtained from your students school site.

If you do not have an activation key, please contact your school to ask for the access code. You will only need to contact one school if you have students at multiple schools.

Activation Key *

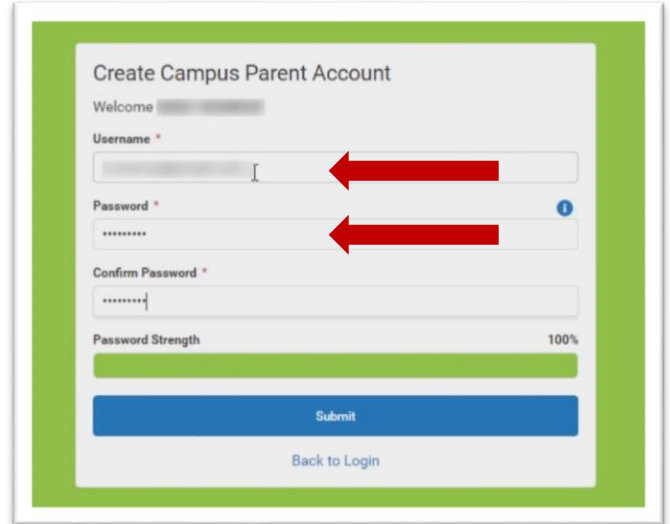
Submit

[Back to Login](#)

5. Type in the Activation code you were given when you requested your Parent Portal account.



6. Create your username and password.



Create Campus Parent Account

Welcome [redacted]

Username *

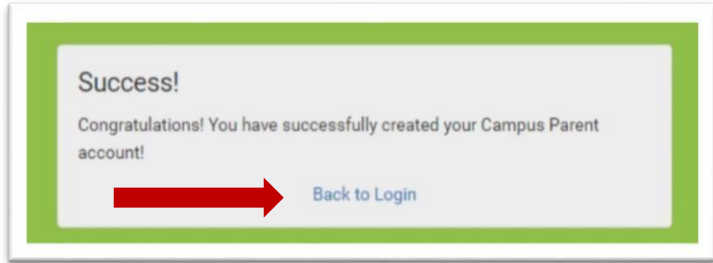
Password *

Confirm Password *

Password Strength 100%

Submit

[Back to Login](#)



Success!

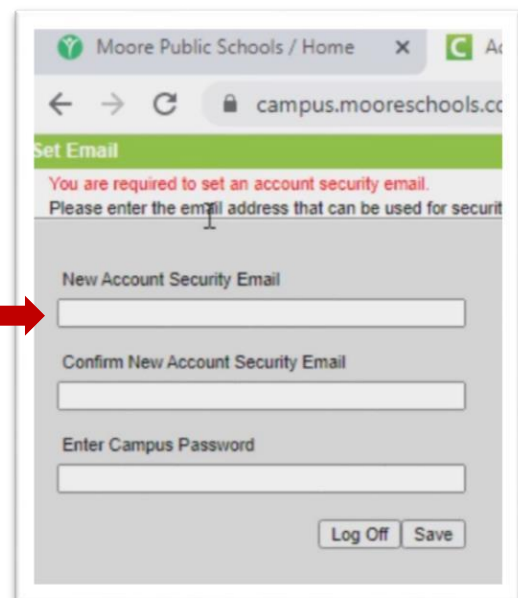
Congratulations! You have successfully created your Campus Parent account!

[Back to Login](#)

7. Now, select the "Back to Login" link to login to your account for the first time.



8. When you first login with your credentials, you will be prompted to add a security email to your account. This email will be used if you ever forget your password and need a link to reset it.



Moore Public Schools / Home

campus.mooreschools.cc

Set Email

You are required to set an account security email.

Please enter the email address that can be used for security

New Account Security Email

Confirm New Account Security Email

Enter Campus Password

Log Off Save



Please contact portal@mooreschools.com if you have any questions.